




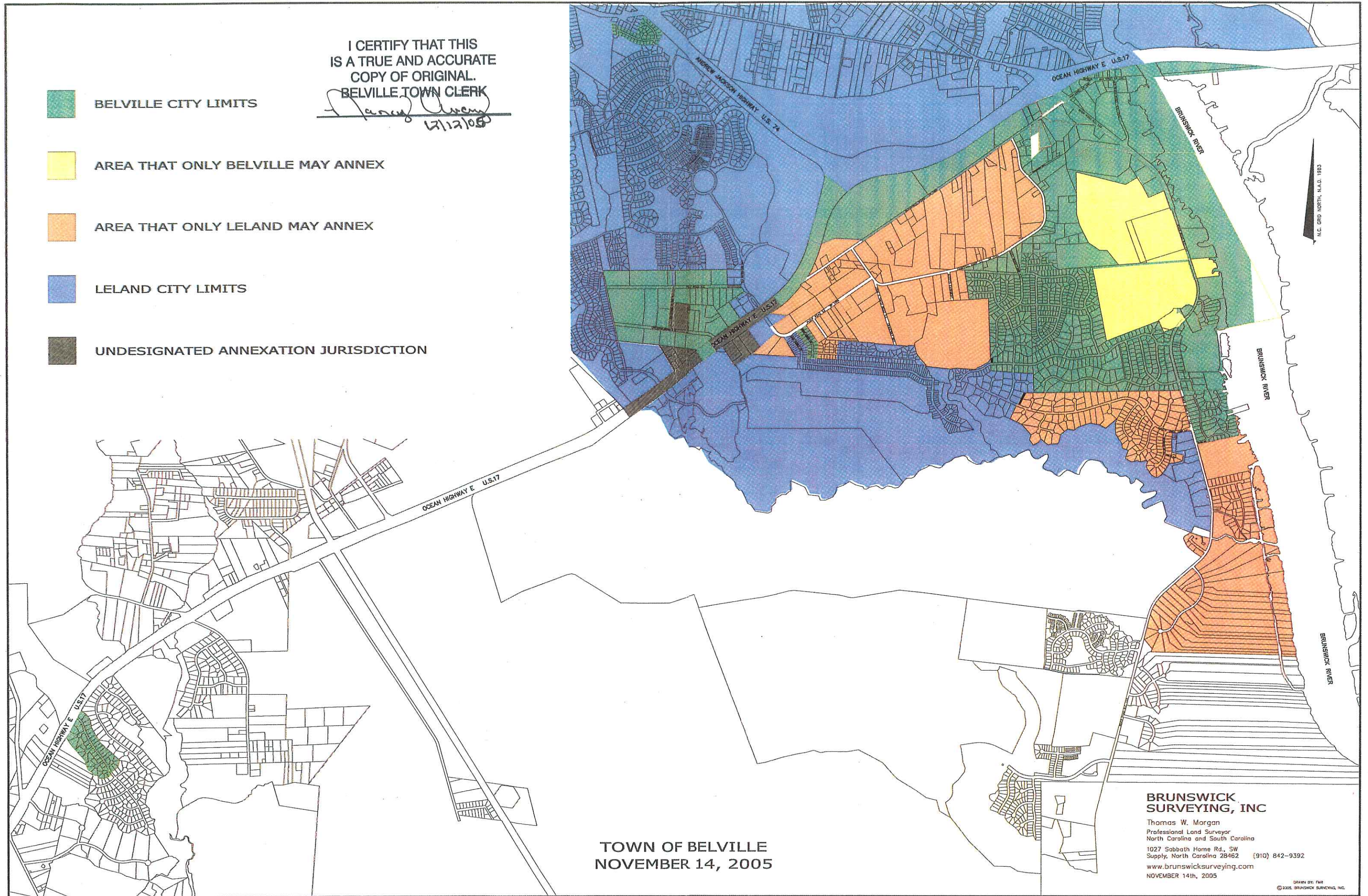


I CERTIFY THAT THIS  
IS A TRUE AND ACCURATE  
COPY OF ORIGINAL.  
BELVILLE TOWN CLERK

*Nancy Green*  
12/12/05

-  BELVILLE CITY LIMITS
-  AREA THAT ONLY BELVILLE MAY ANNEX
-  AREA THAT ONLY LELAND MAY ANNEX
-  LELAND CITY LIMITS
-  UNDESIGNATED ANNEXATION JURISDICTION



TOWN OF BELVILLE  
NOVEMBER 14, 2005

**BRUNSWICK  
SURVEYING, INC**

Thomas W. Morgan  
Professional Land Surveyor  
North Carolina and South Carolina  
1027 Sabbath Home Rd., SW  
Supply, North Carolina 28462 (910) 842-9392  
www.brunswicksurveying.com  
NOVEMBER 14th, 2005

DRAWN BY: FMR  
© 2005 BRUNSWICK SURVEYING, INC.